



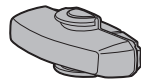
RAPID X

TL-LD700-R / TL-LD700-F


Manual

Before using the product, be sure to read this manual thoroughly and keep it available for future reference. If a child uses it, the child's guardian must read the manual and explain the precautions for use to the child. This product is developed assuming use by bicycle. Do not use the product in any way other than as described in this manual.

Design Patented
Copyright © 2025 CATEYE Co., Ltd.
TLLD700R/LD700F-250206 10



Light unit



USB cable

(MICRO USB)



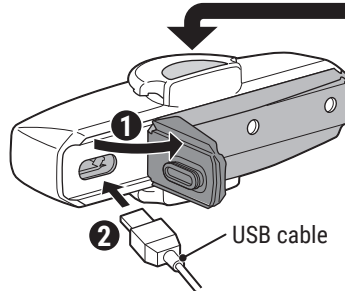
Rubber band
(Large/Small)



Shade sticker
* Front model
(Clear lens) only

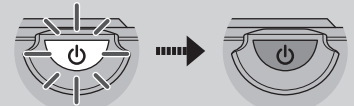
1 HOW TO CHARGE

! Always charge the product before use.



To PC or USB battery charger

Switch (Indicator)



Charging

Charging is completed

Standard
charging time

Approx. **2 h**
(USB 2.0)

! WARNING!!!

- Check periodically to ensure that the light unit is attached securely. Do not use a damaged rubber band.
- Always attention to the remaining battery power by checking the indicator periodically while using.

! CAUTION!

- Stop your bicycle to operate the switch.
- Do not place it within children's reach.
- This unit is not totally waterproof. Please wipe and dry it completely after using in rain. Otherwise, it may cause failure.
- If the light unit or parts become dirty with mud, etc., clean with a soft cloth which is moistened with mild soap. Never apply paint thinner, benzene or alcohol; damage will result.

! LITHIUM-ION BATTERIES

Cautions on recharging

- We recommend using 500+mAh (USB2.0) USB battery charger.
- Avoid charging in direct sunlight or in a vehicle parked under direct sunlight, and make sure to charge only when the ambient temperature is between 41°F and 104 °F (5 and 40°C).
- Before charging, be sure that no dust or other foreign objects attach to the USB plug.
- Do not subject the light to vibrations while charging.
- When your PC is in sleep state, the unit cannot be charged.
- Once charging is complete, be sure to disconnect the USB plug.
- Charging time is approximate values, and will vary depending on the environmental and usage conditions.

Cautions in use

- Charging, discharging, and storing in high temperatures will cause the rechargeable battery to deteriorate faster. Do not place the light inside a vehicle or near a heater.
- If the illumination time is significantly reduced even after proper charging, the rechargeable battery may be nearing the end of its service life. Dispose of the battery as described in "Cautions for dispose".

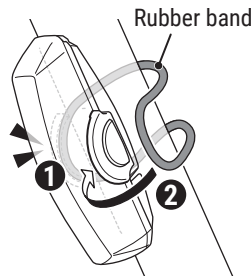
Cautions on storage

Cool and dry storage is recommended. For long period storage, it is important to charge the battery 30 minutes every 6 months.

Cautions for dispose

When disposing the light unit, please do so in accordance with your local regulations.

2 HOW TO MOUNT

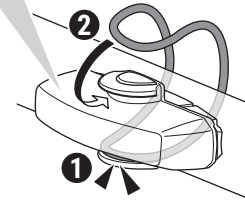


Rubber band

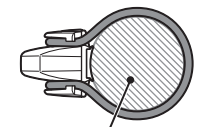
Shade the light with the sticker if you are dazzled.

* Front model (Clear lens) only

or



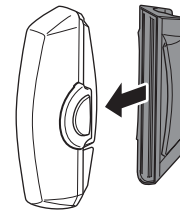
Attach securely in the mounting position.



ø12 - 32 mm

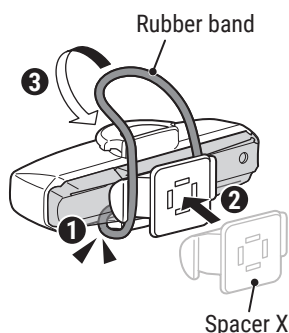
OPTION : Rubber base for Sharp Aero

For posts with a more acute angle, use the rubber base for Sharp Aero.



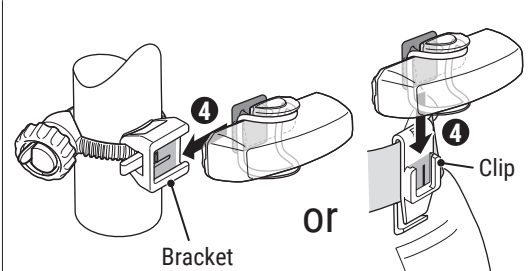
* Rear model (red lens) only

OPTION : Spacer X



Rubber band

Spacer X

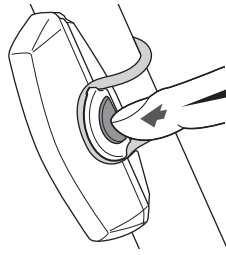


Bracket

or

Clip

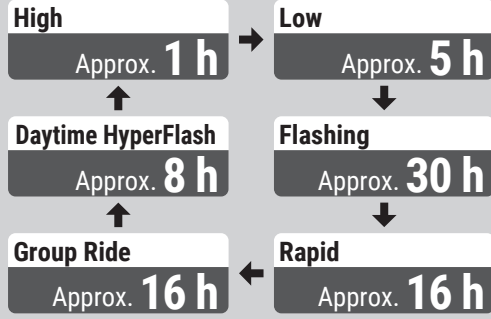
3 HOW TO USE



Press and hold **ON ↔ OFF**

Click

Lighting mode switch



Automatic battery-saving function :

When the remaining battery power is low, the lighting mode switch starts flashing and the lighting mode changes to flash. Charge the light as soon as possible.



SPECIFICATIONS

Battery : Rechargeable lithium-ion polymer battery
 Temperature range : 14°F - 104°F (-10°C - 40°C)
 Recharge/discharge number of times : About 300 times (until the rated capacity drops to 70%)
 Dimensions/weight : 31/32" x 2-15/16" x 1-7/32" (24.5 x 74.5 x 31 mm)
 0.8 oz (22.5 g)

* The specifications and design are subject to change without notice.

LIMITED WARRANTY

2-year Warranty: Light unit only (excludes battery deterioration)

CatEye products are warranted to be free of defects from materials and workmanship for a period of 2 years from original purchase. If the product fails to work during normal use, CatEye will repair or replace the defect at no charge. Service must be performed by CatEye or an authorized retailer. To return the product, pack it carefully and enclose the warranty certificate (proof of purchase) with instruction for repair. Please write or type your name and address clearly on the warranty certificate. Insurance, handling and transportation charges to CatEye shall be borne by person desiring service.

For UK and REPUBLIC OF IRELAND consumers, please return to the place of purchase. This does not affect your statutory rights.

CATEYE CO.,LTD.

2-8-25, KUWAZU, HIGASHI SUMIYOSHI-KU, OSAKA, JAPAN 546-0041
 For inquiries, please visit <https://cateye.com/intl/contact>

[For US Customers]

CATEYE AMERICA, INC.
 Please visit <https://www.cateyeamerica.com>
 Toll Free : 800.5.CATEYE

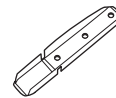
SPARE/OPTIONAL PARTS

5447010




Rubber band

5447020



Rubber base

5342730



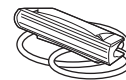
(MICRO USB)
 USB cable

5342470



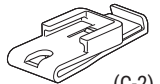
Spacer X

5447040



Rubber base for Sharp Aero

5342460



(C-2)
 Clip