

ENG



# ORB™

SL-LD160-R-BE

## Manual

Before using the light, read this manual thoroughly and keep it for future reference.





Design Pat. Pending  
Copyright © 2017 CATEYE Co., Ltd.  
SLLD160RBE-170726 1

### ⚠ WARNING!!!

- Do not use a damaged BE body.
- If a battery is swallowed accidentally, consult a doctor immediately.

### ⚠ CAUTION!

- Keep the light away from children.
- Please make sure the light is completely closed, as to avoid compromising the water-resistant capability of the light.
- Stop your bicycle to operate the switch.
- Do not misplace the plus or minus sides of the batteries.
- Please do not mix new and old batteries.
- Risk of explosion if battery is replaced by an incorrect type. Manage used batteries to ensure that they are not accidentally ingested, and dispose of them according to local regulations. 
- This product is water-resistant under normal daily use and can be used in the rain. However, do not intentionally submerge it in water.
- If the light unit or parts become dirty with mud, etc., clean with a soft cloth which is moistened with mild soap. Never apply paint thinner, benzene or alcohol; damage will result.

## LIMITED WARRANTY

### 2-year Warranty: Light unit only

CatEye products are warranted to be free of defects from materials and workmanship for a period of 2 years from original purchase. If the product fails to work during normal use, CatEye will repair or replace the defect at no charge. Service must be performed by CatEye or an authorized retailer. To return the product, pack it carefully and enclose the warranty certificate (proof of purchase) with instruction for repair. Please write or type your name and address clearly on the warranty certificate. Insurance, handling and transportation charges to CatEye shall be borne by person desiring service. For UK and REPUBLIC OF IRELAND consumers, please return to the place of purchase. This does not affect your statutory rights.

Please register your CatEye product on the website.  
<http://www.cateye.com/en/support/regist/>

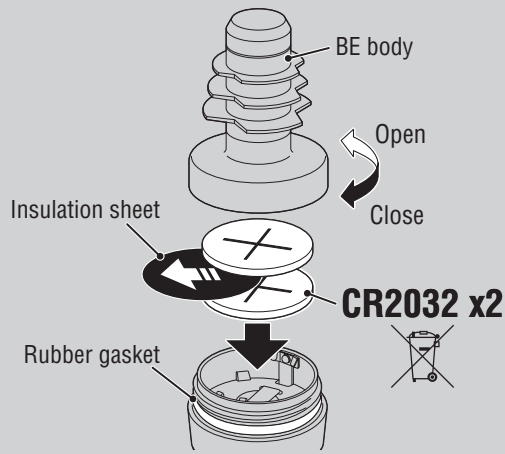
## CATEYE CO., LTD.

2-8-25, Kuwazu, Higashi  
Sumiyoshi-ku, Osaka 546-0041  
Japan  
Attn: CATEYE Customer Service  
Section  
Phone: (06)6719-6863  
Fax : (06)6719-6033  
E-mail: support@cateye.co.jp  
URL : <http://www.cateye.com>

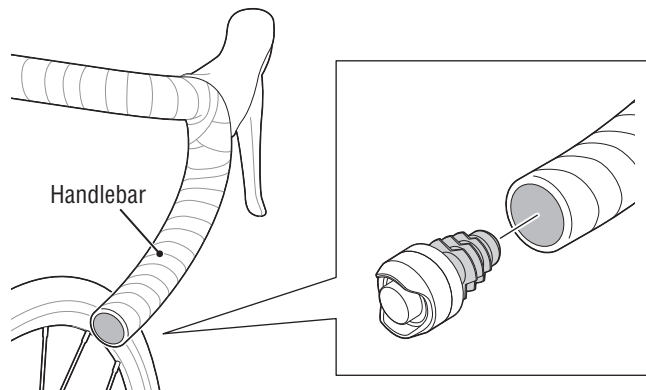
**[For US Customers]**  
CATEYE AMERICA, INC.  
2825 Wilderness Place Suite  
1200, Boulder CO 80301-5494  
USA  
Phone : 303.443.4595  
Toll Free : 800.5.CATEYE  
Fax : 303.473.0006  
E-mail : service@cateye.com



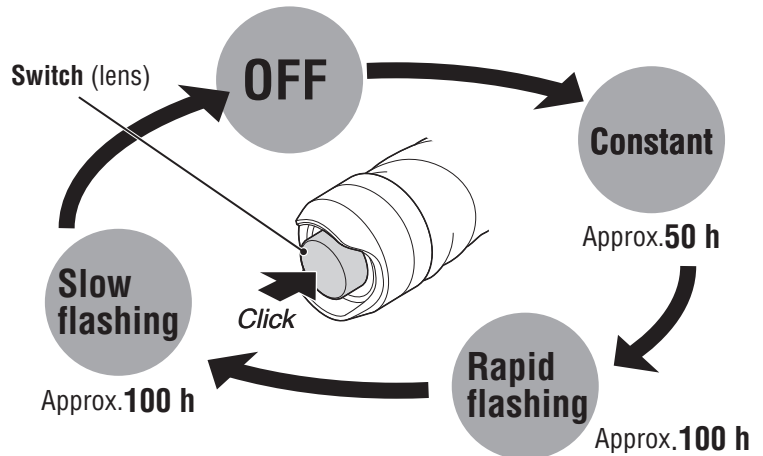
## BEFORE INITIAL USE / REPLACING THE BATTERY



## 1 HOW TO MOUNT



## 2 SWITCH OPERATION



\* Life of factory-installed battery may be shorter than indicated above.

## SPECIFICATIONS

Battery : Lithium battery (CR2032) x 2  
Temperature range : 14°F – 104°F (-10°C – 40°C)  
Dimensions/weight : 1-1/32" x 1-1/32" x 2-3/64"  
(26 x 26 x 51.8 mm)  
(Light unit only) /  
Approx. 0.92 oz (26 g)  
(Including batteries)

\* The specifications and design are subject to change without notice.

## SPARE PARTS



**1665150**  
Lithium battery  
(CR2032)